



CENTER FOR  
THE ENVIRONMENT  
& WELFARE

# Profits Over Pet Shelters:

How the ASPCA and HSUS  
Shortchange Local Pet Shelters





The Humane Society of the United States (HSUS) and the American Society for the Prevention of Cruelty to Animals (ASPCA) are thought of as America's two premier charities that care for pets. Both organizations have filled televisions nationwide with countless tear-jerking advertisements featuring suffering cats and dogs, along with the promise that your donation can go to an animal in need.

But just how much do these two groups actually do to financially help local pet shelters?

Despite what most people assume based on their names, the Humane Society of the United States is not affiliated with your local humane society, nor is the American Society for the Prevention of Cruelty to Animals affiliated with your local society for the prevention of cruelty to animals. HSUS does not run a single pet shelter, while the ASPCA runs one adoption center in New York City.

In reality, the two groups do little to fund local shelters. Despite having massive budgets and high executive salaries, just one to two percent of the total money spent by each organization actually ends up in the hands of local pet shelters. Instead, a massive chunk of the budgets of these two organizations is actually spent on fundraising and self-promotion.

According to tax documents, in 2021, HSUS had a budget of \$138 million and a total revenue of \$260 million. However, just \$1.6 million of this reached local pet shelters in financial grants, just 1% of their total budget.

HSUS donated money to pet shelters in just 18 states. Pet shelters in 32 states and Washington, DC did not receive a single financial grant.

**According to recent public polling:**

**80% of Americans wrongly believe “The Humane Society of the United States is an umbrella group that represents thousands of local humane societies across America.”**

**81% wrongly think “The ASPCA is an umbrella group that represents thousands of local SPCAs across America.”**

The picture for the ASPCA is just as woeful for shelter pets. In 2021, the ASPCA brought in \$390 million in revenue, and spent \$302 million. The organization gave just \$5.5 million in grants to local pet shelters, under two percent of their total budget.

These grants reached pet shelters in 29 states and Washington, DC. Meanwhile, 21 states saw their pet shelters receive \$0 from the ASPCA.



## Where does the Humane Society of the United States' money go?



CEO Compensation:  
**\$486,156**



Executive Salaries:  
**\$3.9 million**



Postage and Shipping:  
**\$958,000**



Fundraising:  
**\$56 million**



Lobbying:  
**\$1.2 million**

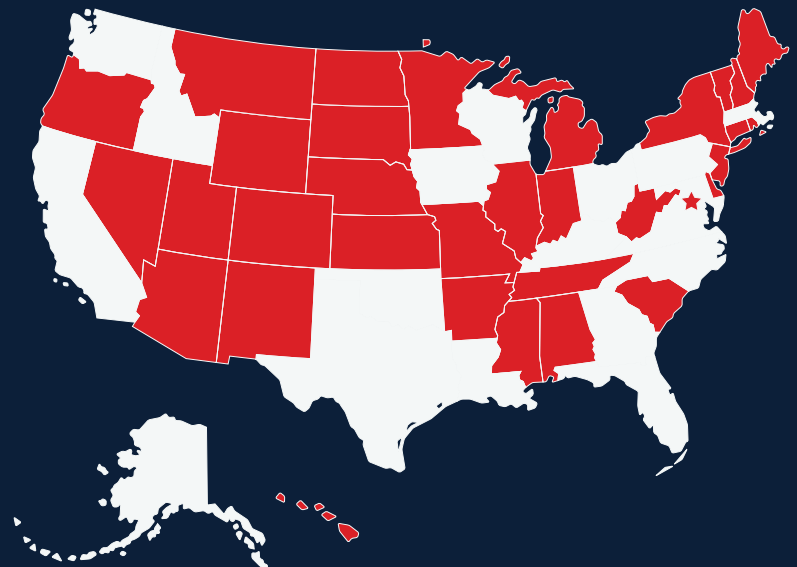


Stashed in Offshore Accounts:  
**\$67 million**

## States Without Cash Contributions to Pet Shelters from HSUS

 \$0 in cash grants to pet shelters

States that received no cash grants from HSUS: AL, AZ, AR, CO, CT, DE, HI, IL, IN, KS, ME, MI, MN, MS, MO, MT, NE, NV, NH, NJ, NM, NY, ND, OR, RI, SC, SD, TN, UT, VT, WV, WY, DC



\*Nonprofits are not required to disclose grants under \$5,000. If HSUS did not report grants below that size, they are not accounted for.



## Where does the ASPCA's money go?



CEO Compensation:  
**\$990,525**



Executive Salaries:  
**\$4.9 million**



Pension Plan:  
**\$4.8 million**



Investments:  
**\$312 million**



Fundraising/Advertising:  
**\$135 million**




Travel:  
**\$5.3 million**

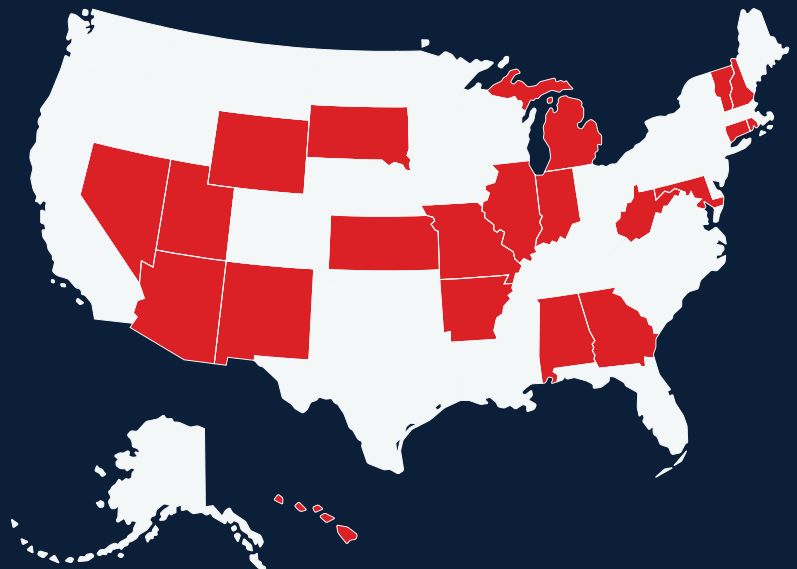


Stashed in Offshore Accounts:  
**\$11 million**

## States Without Cash Contributions to Pet Shelters from the ASPCA



States that received no cash grants from the ASPCA:  
AL, AR, AZ, CT, GA, HI, IL, IN, KS, MD, MI, MO, NH, NM,  
NV, RI, SD, UT, VT, WV, WY



\*Nonprofits are not required to disclose grants under \$5,000. If the ASPCA did not report grants below that size, they are not accounted for.



## Methodology

Nonprofits are required to annually file a Form 990, which details the organization's spending. Likewise, both organizations publish annual audited financial statements, conducted by outside groups.

The Form 990s and the audited financial statements for 2021 (the most recent available documents from both organizations) were analyzed for both groups, with a particular focus on the executive salaries, expenses, and grants. Both groups list individual grants made to other organizations on their tax returns. (The IRS requires charities to report grants over \$5,000; microgrants under \$5,000 are optional.) Grant recipients were researched to determine if they were, in fact, a pet shelter.

For the purpose of this study, pet shelters are defined as organizations that have a facility for housing abandoned pets. This includes both local animal welfare groups that run shelters, as well as local governmental animal services departments that run shelters, and does not include animal welfare organizations without shelters, and local governmental organizations that give no indication of running a shelter. Pets do not include livestock or horses.

Grants were only counted if they were actual donations of financial assistance. In 2021, HSUS donated pet food to shelters, but the organization notes that it merely “distributed” the food; HSUS says Chewy made the actual donation of food.

## Polling

National polling conducted in 2023 finds that there is significant confusion in the public's mind about what the ASPCA and HSUS do. According to the polling:

- **81%** wrongly believe “The APSCA is an umbrella group that represents thousands of local SPCAs across America.”
- **73%** wrongly think “My local SPCA or pet shelter is affiliated with the ASPCA.”
- **80%** wrongly believe “HSUS is an umbrella group that represents thousands of local humane societies across America.”
- **76%** wrongly think “My local humane society or pet shelter is affiliated with the Humane Society of the United States.”

All of these beliefs are mistaken. The millions of dollars in TV ads full of dogs and cats, combined with the names of the ASPCA and HSUS, have misled the public and created this confusion.



## Humane Society of the United States Grants to Pet Shelters in 2021

State	Number of Financial Grants	Value of Financial Grants	% of HSUS Budget
<b>ALABAMA</b>	0	\$0	0.00%
<b>ALASKA</b>	1	\$250,000	0.18%
<i>Bethel Friends of Canines</i>		\$250,000	
<b>ARIZONA</b>	0	\$0	0.00%
<b>ARKANSAS</b>	0	\$0	0.00%
<b>CALIFORNIA</b>	1	\$89,811	0.06%
<i>San Diego Humane Society and SPCA</i>		\$89,811	
<b>COLORADO</b>	0	\$0	0.00%
<b>CONNECTICUT</b>	0	\$0	0.00%
<b>DELAWARE</b>	0	\$0	0.00%
<b>DISTRICT OF COLUMBIA</b>	0	\$0	0.00%
<b>FLORIDA</b>	2	\$4,000	0.00%
<i>Humane Society of North Central Florida</i>		\$3,000	
<i>Leon County Humane Society</i>		\$1,000	
<b>GEORGIA</b>	2	\$5,000	0.00%
<i>Furkids Inc</i>		\$5,000	
<b>HAWAII</b>	0	\$0	0.00%
<b>IDAHO</b>	3	\$350,000	0.25%
<i>Animal Shelter of Wood River Valley Inc</i>		\$90,000	
<i>Panhandle Animal Shelter</i>		\$130,000	
<i>Idaho Humane Society Inc</i>		\$130,000	
<b>ILLINOIS</b>	0	\$0	0.00%
<b>INDIANA</b>	0	\$0	0.00%
<b>IOWA</b>	1	\$15,000	0.01%
<i>Humane Society of Scott County</i>		\$15,000	
<b>KANSAS</b>	0	\$0	0.00%
<b>KENTUCKY</b>	2	\$19,800	0.01%
<i>Danville-Boyle County Humane Society</i>		\$15,000	
<i>Kentucky Humane Society Animal Rescue League</i>		\$4,800	
<b>LOUISIANA</b>	1	\$197,000	0.14%
<i>Louisiana SPCA</i>		\$197,000	
<b>MAINE</b>	0	\$0	0.00%
<b>MARYLAND</b>	2	\$5,500	0.00%
<i>Baltimore Animal Rescue &amp; Care Shelter Inc</i>		\$5,000	
<i>Maryland SPCA</i>		\$500	



State	Number of Financial Grants	Value of Financial Grants	% of HSUS Budget
<b>MASSACHUSETTS</b>	1	\$20,000	0.01%
<i>Massachusetts Society for the Prevention of Cruelty to Animals</i>		\$20,000	
<b>MICHIGAN</b>	0	\$0	0.00%
<b>MINNESOTA</b>	0	\$0	0.00%
<b>MISSISSIPPI</b>	0	\$0	0.00%
<b>MISSOURI</b>	0	\$0	0.00%
<b>MONTANA</b>	0	\$0	0.00%
<b>NEBRASKA</b>	0	\$0	0.00%
<b>NEVADA</b>	0	\$0	0.00%
<b>NEW HAMPSHIRE</b>	0	\$0	0.00%
<b>NEW JERSEY</b>	0	\$0	0.00%
<b>NEW MEXICO</b>	0	\$0	0.00%
<b>NEW YORK</b>	0	\$0	0.00%
<b>NORTH CAROLINA</b>	1	\$27,500	0.02%
<i>Humane Society of Charlotte inc</i>		\$27,500	
<b>NORTH DAKOTA</b>	0	\$0	0.00%
<b>OHIO</b>	1	\$15,000	0.01%
<i>Cleveland Animal Protective League</i>		\$15,000	
<b>OKLAHOMA</b>	3	\$111,320	0.08%
<i>Humane Society of Tulsa</i>		\$5,000	
<i>Oklahoma Humane Society</i>		\$100,000	
<i>Tulsa SPCA</i>		\$6,320	
<b>OREGON</b>	0	\$0	0.00%
<b>PENNSYLVANIA</b>	1	\$5,000	0.00%
<i>The ANNA Shelter</i>		\$5,000	
<b>RHODE ISLAND</b>	0	\$0	0.00%
<b>SOUTH CAROLINA</b>	0	\$0	0.00%
<b>SOUTH DAKOTA</b>	0	\$0	0.00%
<b>TENNESSEE</b>	0	\$0	0.00%
<b>TEXAS</b>	1	\$5,000	0.00%
<i>Houston SPCA</i>		\$5,000	
<b>UTAH</b>	0	\$0	0.00%
<b>VERMONT</b>	0	\$0	0.00%
<b>VIRGINIA</b>	1	\$15,000	0.01%
<i>Richmond SPCA</i>		\$15,000	
<b>WASHINGTON</b>	3	\$336,000	0.24%
<i>Auburn Valley Humane Society</i>		\$101,000	
<i>The Humane Society for Seattle/King County</i>		\$125,000	
<i>Yakima Humane Society</i>		\$110,000	



State	Number of Financial Grants	Value of Financial Grants	% of HSUS Budget
<b>WEST VIRGINIA</b>	<b>0</b>	<b>\$0</b>	<b>0.00%</b>
<b>WISCONSIN</b>	<b>2</b>	<b>\$155,000</b>	<b>0.11%</b>
<i>Dane County Humane Society</i>		<i>\$80,000</i>	
<i>Wisconsin Humane Society</i>		<i>\$75,000</i>	
<b>WYOMING</b>	<b>0</b>	<b>\$0</b>	<b>0.00%</b>

**Appendix A:** HSUS gave a \$30,000 cash grant to the Humane Society of Puerto Rico, which operates pet shelters, in 2021





## ASPCA Grants to Pet Shelters in 2021

State	Number of Financial Grants	Value of Financial Grants	% of ASPCA Budget
<b>ALABAMA</b>	<b>0</b>	<b>0</b>	<b>0.00%</b>
<b>ALASKA</b>	<b>2</b>	<b>\$120,000</b>	<b>0.04%</b>
<i>Juneau Animal Rescue</i>		\$30,000	
<i>Alaska SPCA</i>		\$90,000	
<b>ARIZONA</b>	<b>0</b>	<b>0</b>	<b>0.00%</b>
<b>ARKANSAS</b>	<b>0</b>	<b>0</b>	<b>0.00%</b>
<b>CALIFORNIA</b>	<b>7</b>	<b>\$465,000</b>	<b>0.15%</b>
<i>Pretty Good Cat</i>		\$20,000	
<i>San Diego Humane Society And SPCA</i>		\$30,000	
<i>Wags And Walks</i>		\$40,000	
<i>Riverside County Department Of Animal Services</i>		\$55,000	
<i>Los Angeles Animal Services</i>		\$110,000	
<i>Pets Lifeline, Inc.</i>		\$20,000	
<i>LA County Animal Care Foundation</i>		\$170,000	
<b>COLORADO</b>	<b>5</b>	<b>\$1,105,000</b>	<b>0.37%</b>
<i>Humane Society Of The Pikes Peak Region</i>		\$20,000	
<i>Foothills Animal Shelter</i>		\$21,000	
<i>Humane Society Of Boulder Valley</i>		\$54,000	
<i>Denver Dumb Friends League</i>		\$750,000	
<i>Dogs Playing for Life</i>		\$260,000	
<b>CONNECTICUT</b>	<b>0</b>	<b>0</b>	<b>0.00%</b>
<b>DISTRICT OF COLUMBIA</b>	<b>1</b>	<b>\$12,000</b>	<b>0.00%</b>
<i>Humane Rescue Alliance</i>		\$12,000	
<b>DELAWARE</b>	<b>1</b>	<b>\$6,000</b>	<b>0.00%</b>
<i>Brandywine Valley SPCA</i>		\$6,000	
<b>FLORIDA</b>	<b>2</b>	<b>\$25,000</b>	<b>0.01%</b>
<i>True And Faithful Pet Rescue Mission, Inc</i>		\$10,000	
<i>Pet Alliance of Greater Orlando</i>		\$15,000	
<b>GEORGIA</b>	<b>0</b>	<b>0</b>	<b>0.00%</b>
<b>HAWAII</b>	<b>0</b>	<b>0</b>	<b>0.00%</b>
<b>IDAHO</b>	<b>4</b>	<b>\$199,000</b>	<b>0.07%</b>
<i>Mountain Humane</i>		\$20,000	
<i>Snake River Animal Shelter Inc</i>		\$64,000	
<i>West Valley Humane Society Inc</i>		\$75,000	
<i>Friends of the Shelter Inc.</i>		\$40,000	



State	Number of Financial Grants	Value of Financial Grants	% of ASPCA Budget
<b>ILLINOIS</b>	<b>0</b>	<b>0</b>	<b>0.00%</b>
<b>INDIANA</b>	<b>0</b>	<b>0</b>	<b>0.00%</b>
<b>IOWA</b>	<b>2</b>	<b>\$178,800</b>	<b>0.06%</b>
<i>Dubuque Regional Humane Society</i>		\$29,000	
<i>Animal Rescue League Of Iowa Inc</i>		\$149,800	
<b>KANSAS</b>	<b>0</b>	<b>0</b>	<b>0.00%</b>
<b>KENTUCKY</b>	<b>1</b>	<b>\$84,000</b>	<b>0.03%</b>
<i>Kentucky Humane Society</i>		\$84,000	
<b>LOUISIANA</b>	<b>8</b>	<b>\$390,000</b>	<b>0.13%</b>
<i>Acadiana Animal Aid</i>		\$20,000	
<i>St. John The Baptist Parish Animal Shelter</i>		\$15,000	
<i>St Charles Parish Animal Shelter</i>		\$35,000	
<i>Lafourche Parish Animal Shelter</i>		\$80,000	
<i>Louisiana Society For The Prevention Of Cruelty To Animals</i>		\$100,000	
<i>Terrebonne Parish Animal Shelter</i>		\$100,000	
<i>Jefferson Protection and Animal Welfare Services</i>		\$30,000	
<i>Lake Area Partnerships for Animal Welfare</i>		\$10,000	
<b>MAINE</b>	<b>1</b>	<b>\$8,500</b>	<b>0.00%</b>
<i>Midcoast Humane</i>		\$8,500	
<b>MARYLAND</b>	<b>0</b>	<b>0</b>	<b>0.00%</b>
<b>MASSACHUSETTS</b>	<b>1</b>	<b>\$25,800</b>	<b>0.01%</b>
<i>Second Chance Animal Services Inc</i>		\$25,800	
<b>MICHIGAN</b>	<b>0</b>	<b>0</b>	<b>0.00%</b>
<b>MINNESOTA</b>	<b>1</b>	<b>\$45,000</b>	<b>0.01%</b>
<i>Tri-County Humane Society</i>		\$45,000	
<b>MISSISSIPPI</b>	<b>2</b>	<b>\$110,000</b>	<b>0.04%</b>
<i>Olympic Peninsula Humane Society</i>		\$20,000	
<i>Oktibbeha County Humane Society</i>		\$90,000	
<b>MISSOURI</b>	<b>0</b>	<b>0</b>	<b>0.00%</b>
<b>MONTANA</b>	<b>5</b>	<b>\$255,000</b>	<b>0.08%</b>
<i>City Of Havre Animal Shelter</i>		\$8,000	
<i>Heart Of The Valley, Inc</i>		\$14,000	
<i>Lewis &amp; Clark Humane Society</i>		\$55,000	
<i>Humane Society Of Western Montana</i>		\$163,000	
<i>Stafford Animal Shelter</i>		\$15,000	



State	Number of Financial Grants	Value of Financial Grants	% of ASPCA Budget
<b>NEBRASKA</b>	<b>1</b>	<b>\$34,000</b>	<b>0.01%</b>
<i>Nebraska Humane Society</i>		\$34,000	
<b>NEVADA</b>	<b>0</b>	<b>0</b>	<b>0.00%</b>
<b>NEW HAMPSHIRE</b>	<b>0</b>	<b>0</b>	<b>0.00%</b>
<b>NEW JERSEY</b>	<b>2</b>	<b>\$47,500</b>	<b>0.02%</b>
<i>Animal Welfare Association, Inc</i>		\$27,500	
<i>Mt. Pleasant Animal Shelter, Inc</i>		\$20,000	
<b>NEW MEXICO</b>	<b>0</b>	<b>0</b>	<b>0.00%</b>
<b>NEW YORK</b>	<b>16</b>	<b>\$1,470,838</b>	<b>0.49%</b>
<i>Focus On Ferals Inc</i>		\$6,000	
<i>Gimme Shelter Animal Rescue Inc</i>		\$10,000	
<i>Paws Crossed Animal Rescue Inc</i>		\$10,000	
<i>Humane Society Of Rochester and Monroe County PCA</i>		\$20,000	
<i>Animal Haven</i>		\$25,000	
<i>Humane Society Of Yates County</i>		\$30,000	
<i>Bideawee Inc</i>		\$50,000	
<i>Columbia-Greene Humane Society</i>		\$50,000	
<i>Tompkins County SPCA</i>		\$51,920	
<i>Jefferson County SPCA</i>		\$52,400	
<i>Broome County Humane Society And Relief Association</i>		\$60,000	
<i>Rochester Animal Services</i>		\$68,000	
<i>Animalkind</i>		\$79,000	
<i>Animal Protective Foundation Of Schenectady Inc</i>		\$97,600	
<i>Mohawk And Hudson River Humane Society</i>		\$160,918	
<i>Animal Care Centers Of NYC</i>		\$700,000	
<b>NORTH CAROLINA</b>	<b>3</b>	<b>\$55,000</b>	<b>0.01%</b>
<i>Pet Partners Network, Inc</i>		\$10,000	
<i>Humane Society Of Charlotte Inc</i>		\$20,000	
<i>Mcdowell County Animal Shelter</i>		\$25,000	
<b>NORTH DAKOTA</b>	<b>1</b>	<b>\$22,000</b>	<b>0.01%</b>
<i>Souris Valley Animal Shelter</i>		\$22,000	
<b>OHIO</b>	<b>3</b>	<b>\$55,000</b>	<b>0.02%</b>
<i>Citizens For Humane Action Inc</i>		15,000	
<i>Columbus Humane</i>		\$20,000	
<i>Gigi's Shelter For Dogs</i>		\$20,000	



State	Number of Financial Grants	Value of Financial Grants	% of ASPCA Budget
<b>OKLAHOMA</b>	<b>1</b>	<b>\$20,000</b>	<b>0.01%</b>
<i>Horse And Hound Rescue Foundation</i>		<i>\$20,000</i>	
<b>OREGON</b>	<b>1</b>	<b>\$20,000</b>	<b>0.01%</b>
<i>Oregon Humane Society</i>		<i>\$20,000</i>	
<b>PENNSYLVANIA</b>	<b>2<sup>2</sup></b>	<b>\$24,000</b>	<b>0.01%</b>
<i>Providence Animal Center</i>		<i>\$24,000</i>	
<b>RHODE ISLAND</b>	<b>0</b>	<b>0</b>	<b>0.00%</b>
<b>SOUTH CAROLINA</b>	<b>1</b>	<b>\$109,000</b>	<b>0.04%</b>
<i>Charleston Animal Society</i>		<i>\$109,000</i>	
<b>SOUTH DAKOTA</b>	<b>0</b>	<b>0</b>	<b>0.00%</b>
<b>TENNESSEE</b>	<b>2</b>	<b>\$40,000</b>	<b>0.01%</b>
<i>Nashville Humane Association</i>		<i>\$20,000</i>	
<i>Peaceful Kingdom</i>		<i>\$20,000</i>	
<b>TEXAS</b>	<b>3</b>	<b>\$59,000</b>	<b>0.02%</b>
<i>Athens Animal Rescue Shelter</i>		<i>\$10,000</i>	
<i>Tri-City Animal Shelter &amp; Adoption Center</i>		<i>\$20,000</i>	
<i>SPCA Of Texas</i>		<i>\$29,000</i>	
<b>UTAH</b>	<b>0</b>	<b>0</b>	<b>0.00%</b>
<b>VERMONT</b>	<b>0</b>	<b>0</b>	<b>0.00%</b>
<b>VIRGINIA</b>	<b>4</b>	<b>\$69,750</b>	<b>0.02%</b>
<i>Augusta Regional SPCA</i>		<i>\$10,000</i>	
<i>Lynchburg Humane Society Inc</i>		<i>\$12,750</i>	
<i>Gloucester-Mathews Humane Society Inc</i>		<i>\$15,000</i>	
<i>Roanoke Valley SPCA</i>		<i>\$32,000</i>	
<b>WASHINGTON</b>	<b>9</b>	<b>\$296,250</b>	<b>0.10%</b>
<i>Spokane Humane Society</i>		<i>\$6,100</i>	
<i>Spokane County</i>		<i>\$25,000</i>	
<i>Okanogan Regional Humane</i>		<i>\$8,000</i>	
<i>Yakima Humane Society</i>		<i>\$10,000</i>	
<i>Whitman County Humane Society Inc</i>		<i>\$12,000</i>	
<i>The Humane Society For Tacoma And Pierce County</i>		<i>\$24,000</i>	
<i>Seattle Area Feline Rescue</i>		<i>\$48,000</i>	
<i>Blue Mountain Humane Society</i>		<i>\$62,650</i>	
<i>Wenatchee Valley Humane Society</i>		<i>\$100,500</i>	



State	Number of Financial Grants	Value of Financial Grants	% of ASPCA Budget
<b>WEST VIRGINIA</b>	<b>0</b>	<b>0</b>	<b>0.00%</b>
<b>WISCONSIN</b>	<b>6</b>	<b>\$115,500</b>	<b>0.04%</b>
<i>Dane County Humane Society</i>		\$10,000	
<i>Humane Society Of Burnett County</i>		\$11,500	
<i>Madison Cat Project</i>		\$20,000	
<i>Watertown Humane Society, Inc</i>		\$20,000	
<i>Wisconsin Humane Society</i>		\$20,000	
<i>Humane Animal Welfare Society Of Waukesha County Inc</i>		\$34,000	
<b>WYOMING</b>	<b>0</b>	<b>0</b>	<b>0.00%</b>